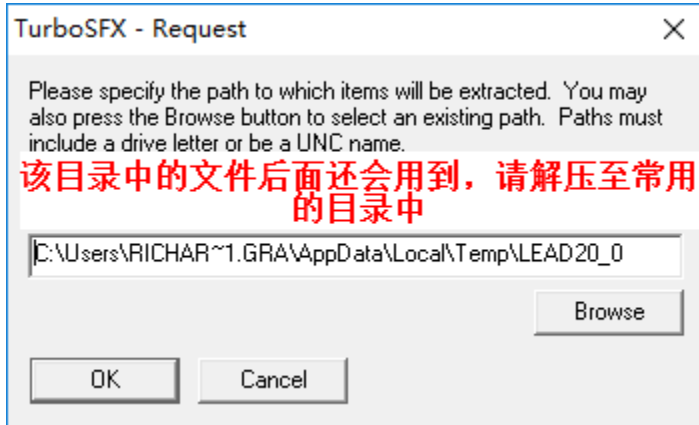


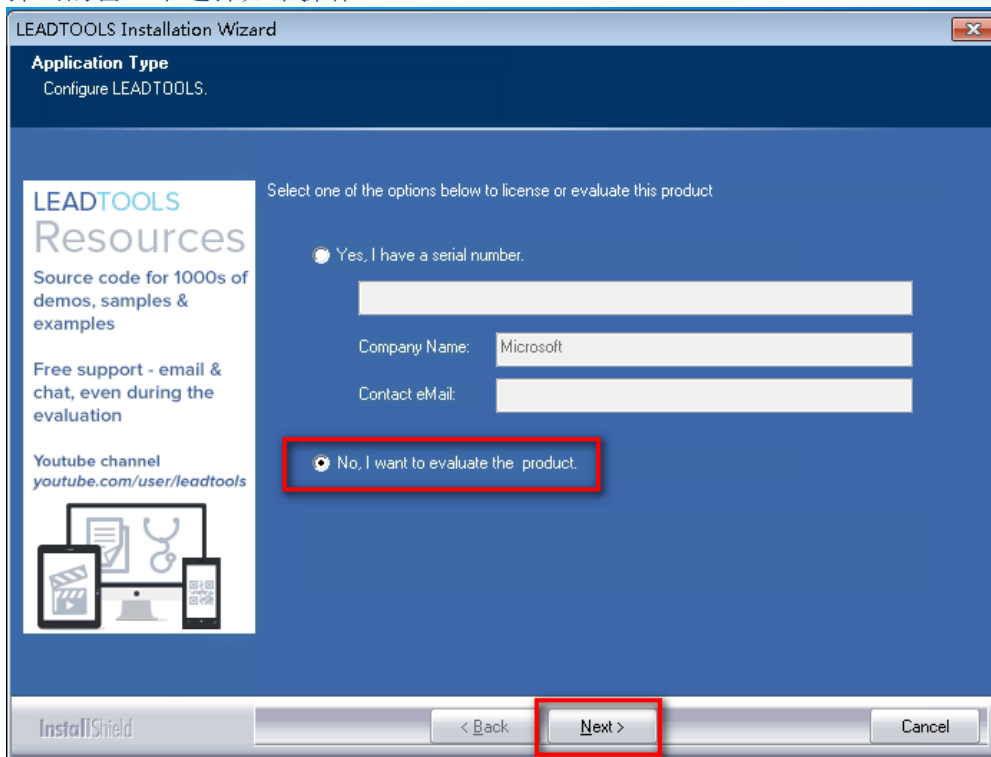
# LEADTOOLS 试用版安装指南

请按照下面的提示来安装试用版。

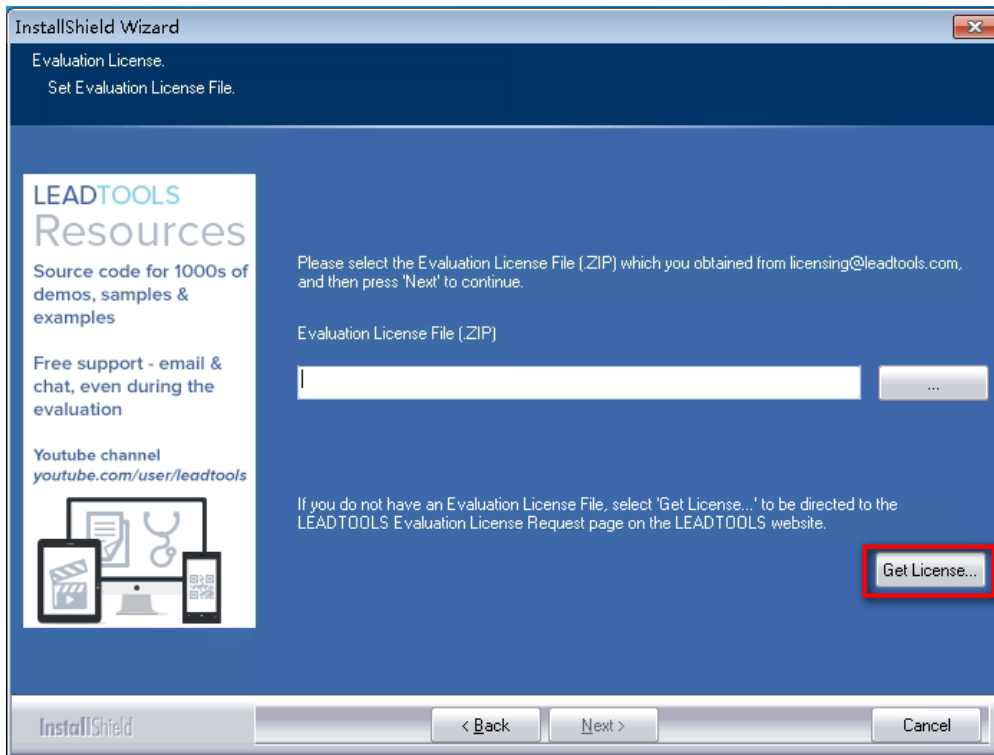
解压安装包



弹出的窗口中选择如下操作



选择 No，我希望评估这个产品并点击下一步。



点击 Get License 按钮，获取 License，之后会弹出 LeadTools 官方网页。

Please, take a few seconds to introduce yourself. Once the form below is completed, your download will begin.

\* Email ?

We value your privacy and your information will never be sold to third parties.

**CHECK EMAIL** \* Indicates a required field.

填写 email 后点击 CHECK EMAIL,会要求填写其他信息

Please, take a few seconds to introduce yourself. Once the form below is completed, your download will begin.

1dfdf@gmail.com



We value your privacy and your information will never be sold to third parties.

\* Reason for downloading

I am evaluating LEADTOOLS for the first time.

I own/evaluated an older version of LEADTOOLS and want to evaluate the current version.

I have a current license file, but need to redownload.

2

1

1

1

\* Short description of your project and/or list the features you are interested in evaluating

1

\* Which best describes you?

I am a software developer/programmer

I manage software developers/programmers

I am not a programmer; I am looking for end-user software

SUBMIT

\* Indicates a required field.

Chat - c

填写带星号的地方，尤其是 Email 地址要填写正确。确保能够收到邮件。点击提交后，就能收到一个下载邮件。

回复 全部回复 转发 即时消息

2015/3/24 (周二) 10:23



sales@LEADTOOLS.com

Development License for LEADTOOLS Evaluation

收件人

Thank you for interest in LEADTOOLS imaging SDKs.

We have generated a temporary development license and developer key to use with the thank-you-for-evaluating.htm which you recently downloaded. This development license will allow you to test all the functionality in the LEADTOOLS product line until 4/26/2015. You can download your license from the following URL:

[https://www.leadtools.com/SetupLeadWebService/DownloadEvalLicense.aspx?evaluation\\_license\\_registration\\_id=...](https://www.leadtools.com/SetupLeadWebService/DownloadEvalLicense.aspx?evaluation_license_registration_id=...)

For instructions on how to use the license file and developer key, please refer to the following documentation article:

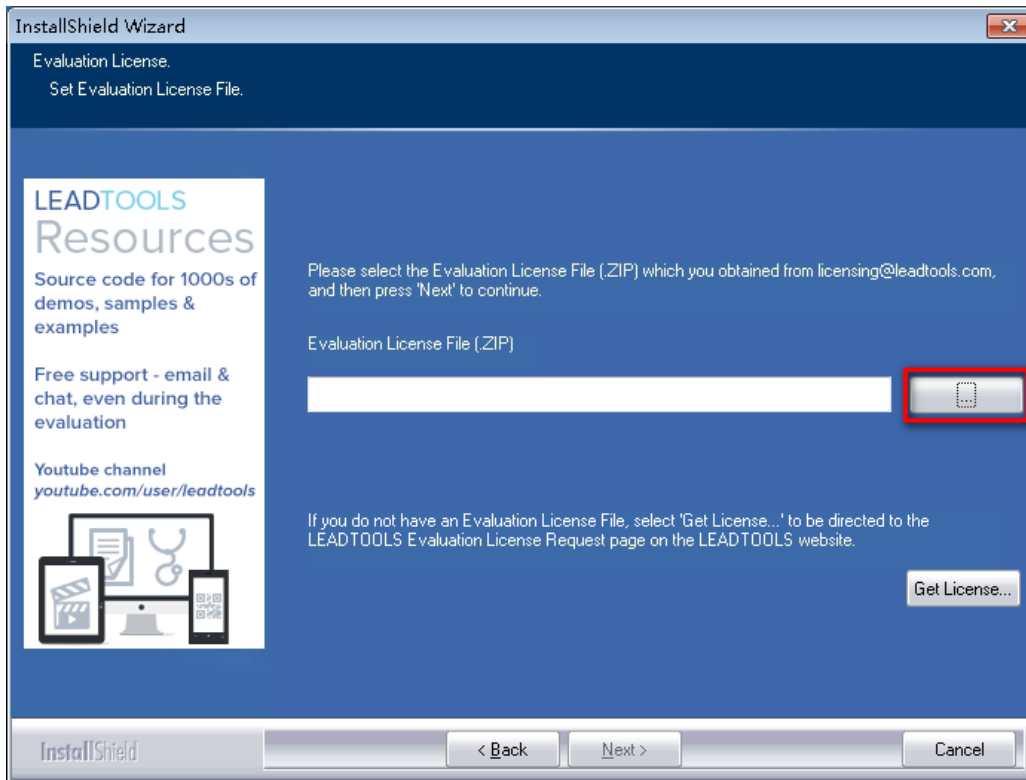
[Setting a Runtime License](#)

Do not hesitate to contact support or sales with any questions:

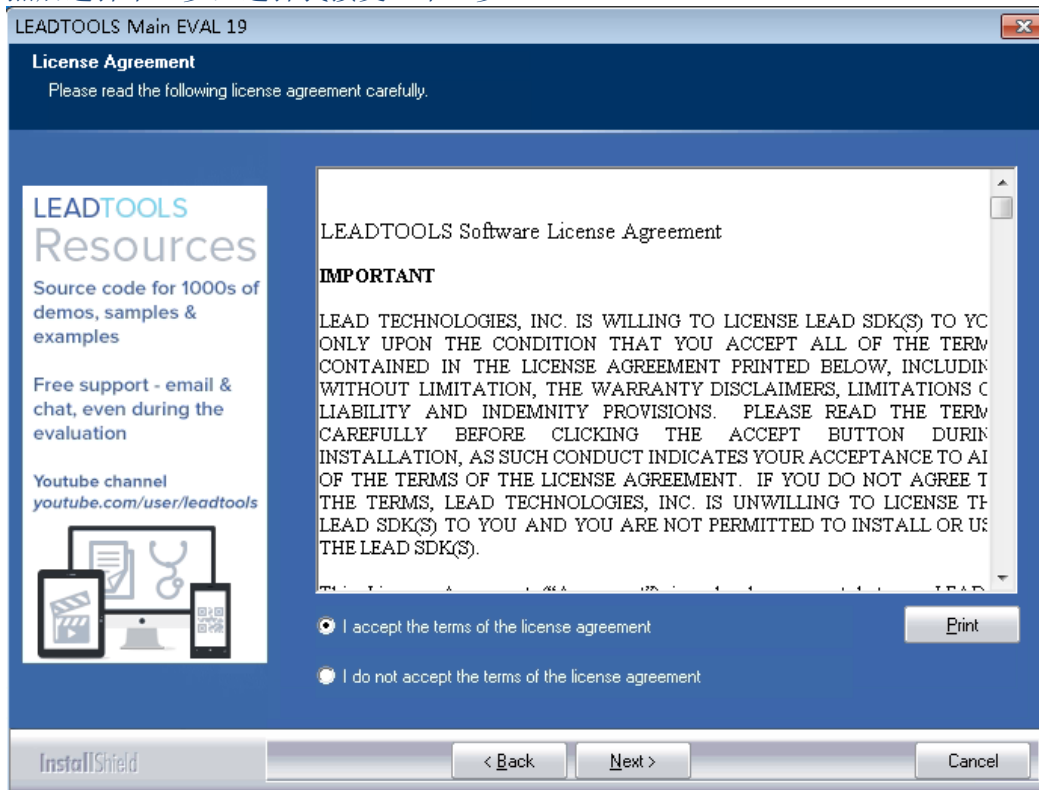
LEADTOOLS Sales: +1-704-332-5532 | [sales@leadtools.com](mailto:sales@leadtools.com)

LEADTOOLS Support: +1-704-372-9681 | [support@leadtools.com](mailto:support@leadtools.com)

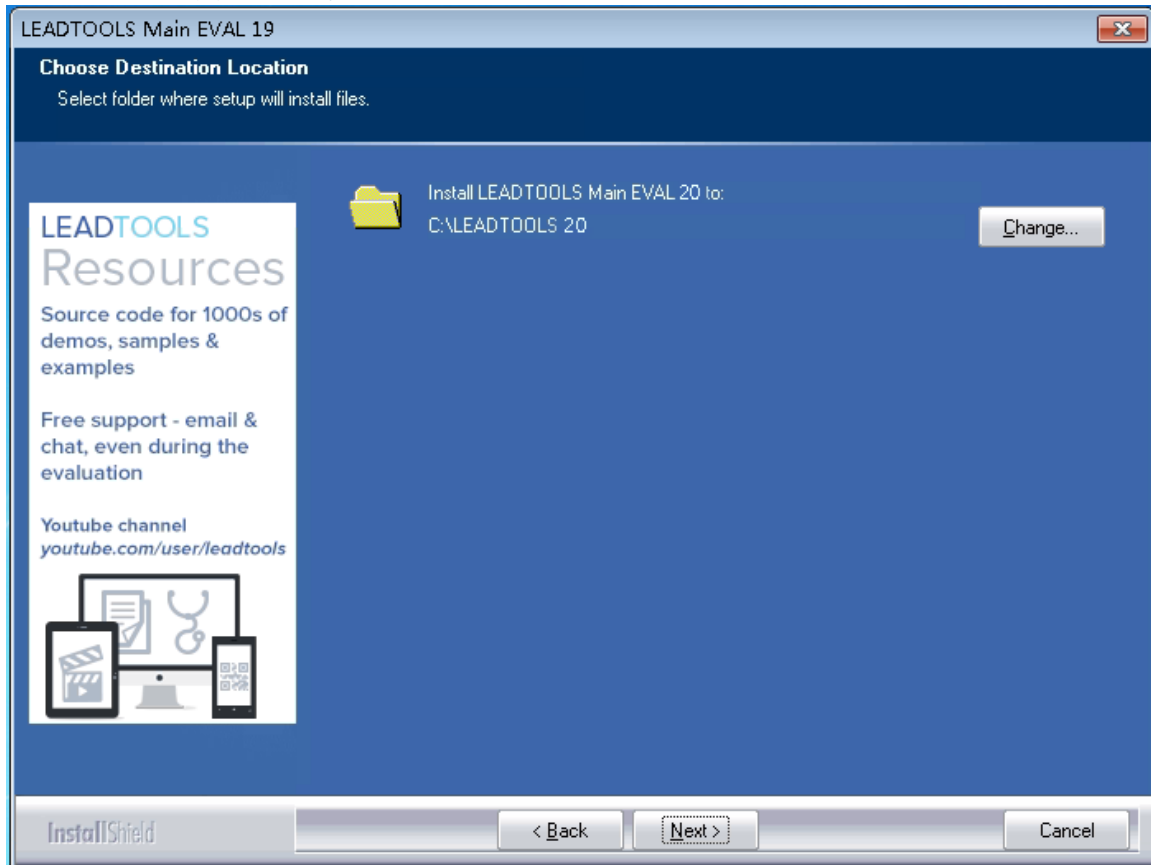
点击下载连接下载试用 License，保存后选择如下图按钮，选中刚才下载的 Zip 文件。



然后选择下一步，选择我接受、下一步：



然后选择安装路径、下一步即可开始安装。



之后一路选择 Next 即可安装完毕。

## OCR 中文文字识别

如果需要使用 OCR 文字识别功能，在主开发包安装成功以后，需要继续安装 OCR 附件语言包，这样才能使用 OmniPage 引擎进行中文识别

安装包的位置在文档最开始解压的那个文件夹根目录中，如下图所示：

名称	修改日期	类型	大小
HTML5	2018/1/30 11:43	文件夹	
OCR Additional	2018/1/30 11:43	文件夹	
OCR LEAD	2018/1/30 11:43	文件夹	
OCR OmniPage	2018/1/30 11:43	文件夹	
OCR OmniPage Arabic	2018/1/30 11:43	文件夹	
PACSFx	2018/1/30 11:43	文件夹	
Virtual Printer	2018/1/30 11:43	文件夹	
0x0409.ini	2010/3/23 8:44	配置设置	22 KB
data1.cab	2018/1/22 15:22	WinRAR 压缩文件	6,959 KB
data1.hdr	2018/1/22 15:22	HDR 文件	1,937 KB
data2.cab	2018/1/22 15:24	WinRAR 压缩文件	454,715 KB
ISSetup.dll	2011/8/21 15:08	应用程序扩展	568 KB
layout.bin	2018/1/22 15:24	BIN 文件	1 KB
setup.bmp	2012/3/22 11:29	BMP 文件	450 KB
setup.exe	2018/1/22 15:22	应用程序	788 KB
setup.ini	2018/1/22 15:22	配置设置	3 KB
setup.inx	2018/1/22 16:14	INX 文件	976 KB
setup.isn	2011/8/21 16:45	ISN 文件	55 KB
SRC.XML	2018/1/16 21:14	XML 文档	1 KB

进入红框标注的两个文件夹中分别点击 setup.exe 进行自动安装，安装包会自动安装至之前安装的开发包目录中。完成后即可使用 OmniPage 引擎进行中文识别。